

TELEPHONE SETS

701 AND 711 TYPES

IDENTIFICATION AND ASSEMBLY OF PARTS

1.00 INTRODUCTION

This section covers the 701B, 701D, and 711B telephone sets (see Fig. 1 through 9). These telephone sets are referred to as Princess sets.

2.00 GENERAL

2.01 These common battery desk-type telephone sets are equipped with a lamp to illuminate the dial when the handset is removed. In addition, this lamp acts as a night light under the control of a switch. The 701B telephone set may be rewired for use with 1A1 key telephone systems with A lead control. This requires wiring changes within the set.

2.02 The 701B telephone set (Fig. 1) is furnished wired for individual and 2-party flat-rate service. Changes may be made for other services as follows:

- Tip-party, message rate, flat rate with automatic ticketing, zone registration, and automatic message accounting (a cord conductor is moved to a different terminal as shown in the section on connections. When no ringer is used, a coil for tip-party identification is installed in the base of the telephone set. The 1610A inductor is expected to be available about October, 1960.

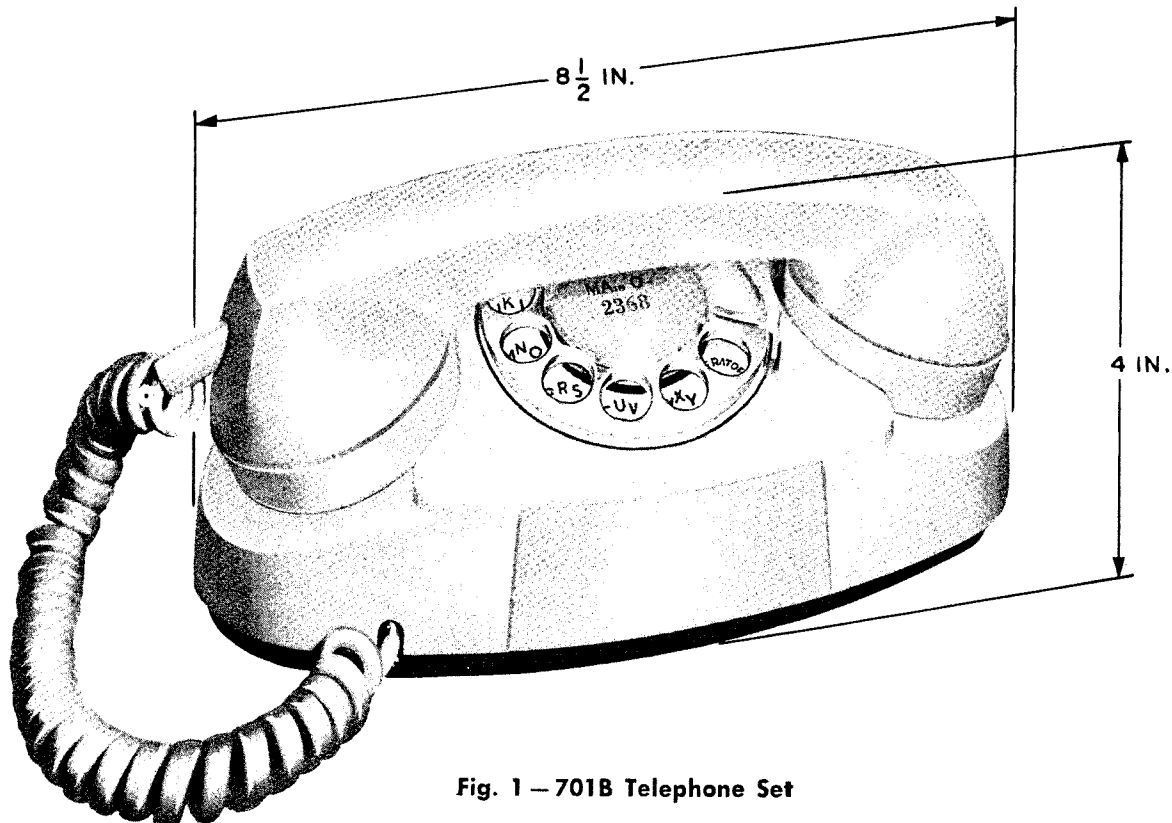


Fig. 1 — 701B Telephone Set

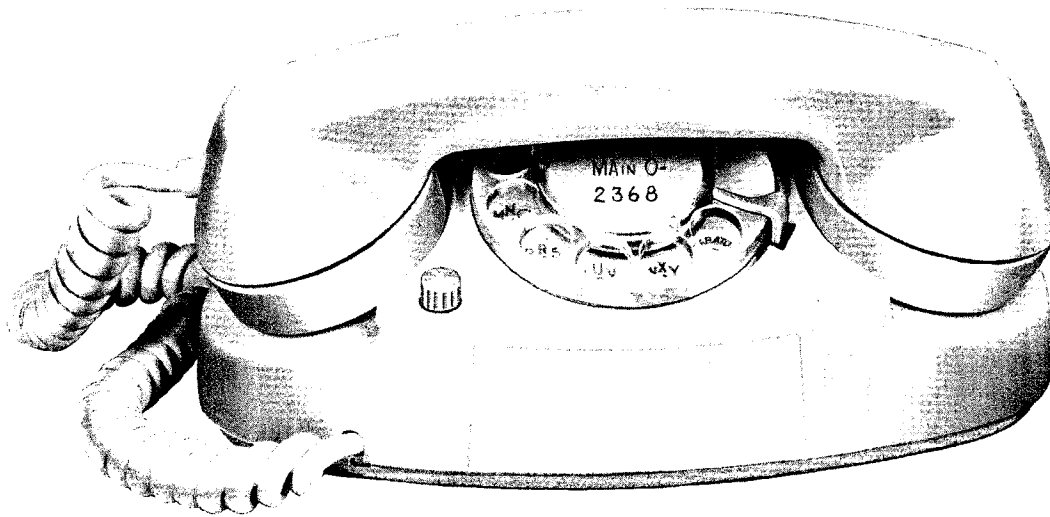


Fig. 2 – 701D Message-Waiting Telephone Set

- 4-party selective and 8-party semi-selective service require a cold cathode tube. (See Table A.)

2.03 The 701D telephone set (Fig. 2) is the same in design and circuitry as the 701B with the added feature of a message-waiting lamp. This set is intended for use in hotels and motels which are provided with the associated message-waiting equipment.

2.04 The 711B telephone set (Fig. 3) is furnished wired for 2-line pickup, exclusion, and signaling service. Wiring changes are made to provide additional services as shown below:

- Use with 1A home interphone.
- Use with 2A farm interphone.
- Use with speakerphone systems.

See C section pertaining to the respective system for specific changes required.

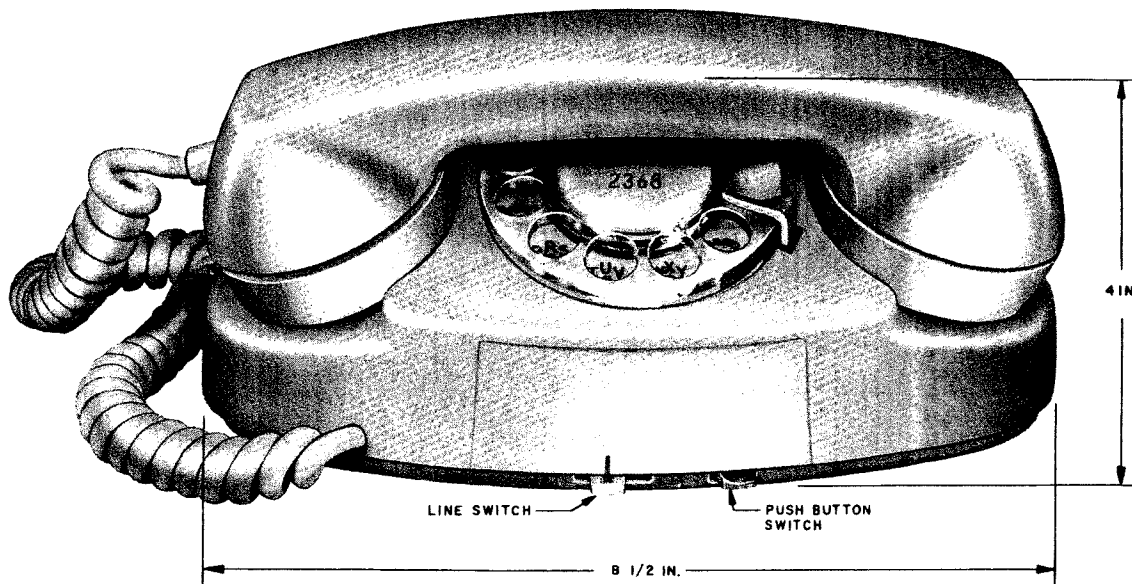


Fig. 3 – 711B Telephone Set

2.05 The 700-type telephone sets are available in the following colors:

- | | |
|-------------------|-----------------|
| White (-58) | Aqua blue (-62) |
| Rose pink (-59) | Turquoise (-64) |
| Light beige (-60) | |

3.00 DESCRIPTION

3.01 Components of the 700-type telephone sets are shown in Table A and Fig. 4 through 9. Descriptions of these items may be found in the appropriate C sections.

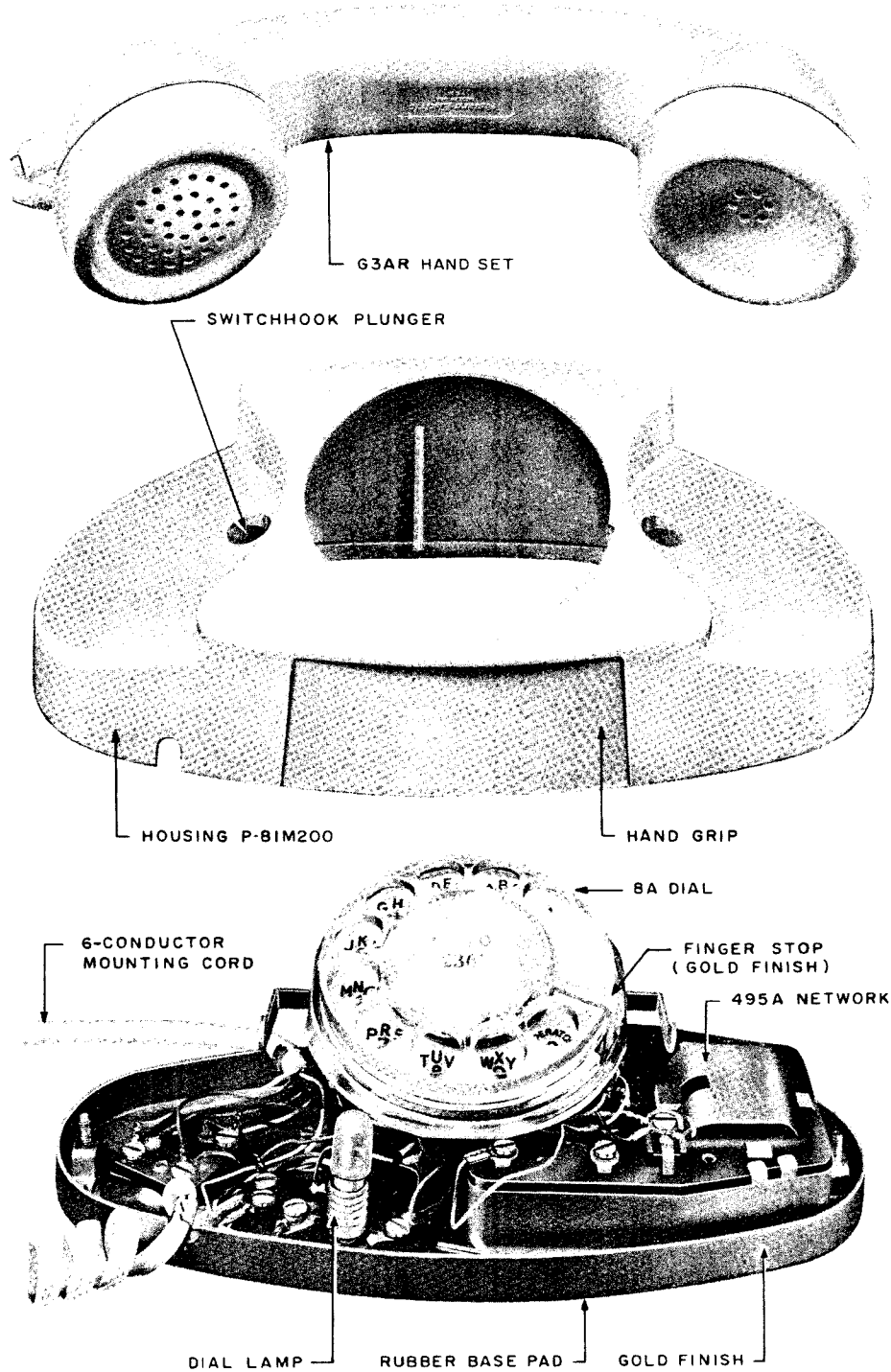


Fig. 4 - 701B Telephone Set with Housing Removed

TABLE A

COMPONENTS AND ASSOCIATED APPARATUS FOR 700-TYPE TELEPHONE SETS

Type Set	Dial	Hand Set	Mounting Cord	Network	Dial Light		Message Waiting Lamp	Identification Coil	Tube for Polarized Ringing
					Lamp	Socket			
701B	8A	G3AR	D6AB	495A	GE #46	P-11E410	KS-16893, L1	1610A Inductor	425A or 426A
701D			D6AB						
711B			D14H						

3.02 The transmission circuit for the 700-type telephone set is the same as for the 500-type telephone set. However, since the ringer is always external with a 700-type telephone set, there is no ringing capacitor in the network.

3.03 The 8-type dial used in the 700-type set has a translucent number plate which is indirectly lighted by the dial lamp (see Fig. 4 and 7). This lamp operates when the handset is removed or the night-light switch is operated. Current for the dial lamp is furnished by a 2012A or KS-16184 transformer.

3.04 The fingerwheel of the 8A dial requires the use of the modified station number card as covered in the C Section entitled Station Number Cards and Holders.

3.05 A slide switch located in the base of the set, at the rear, controls the night-light circuit (see Fig. 8 and 9). This circuit provides a steady, reduced illumination of the dial.

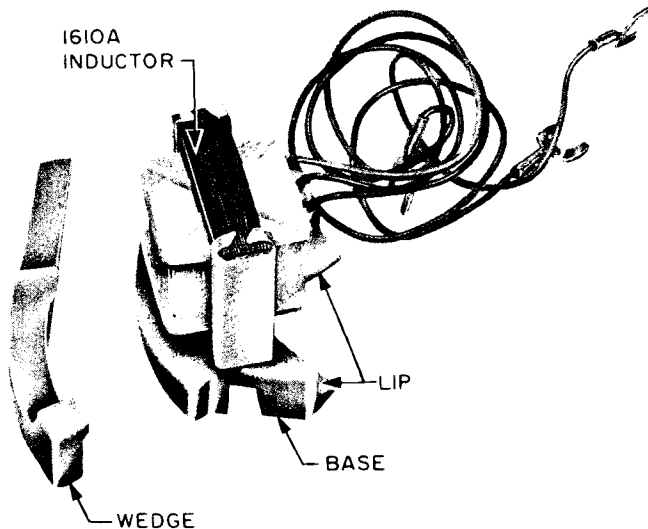


Fig. 5 — 1610A Inductor Showing Components

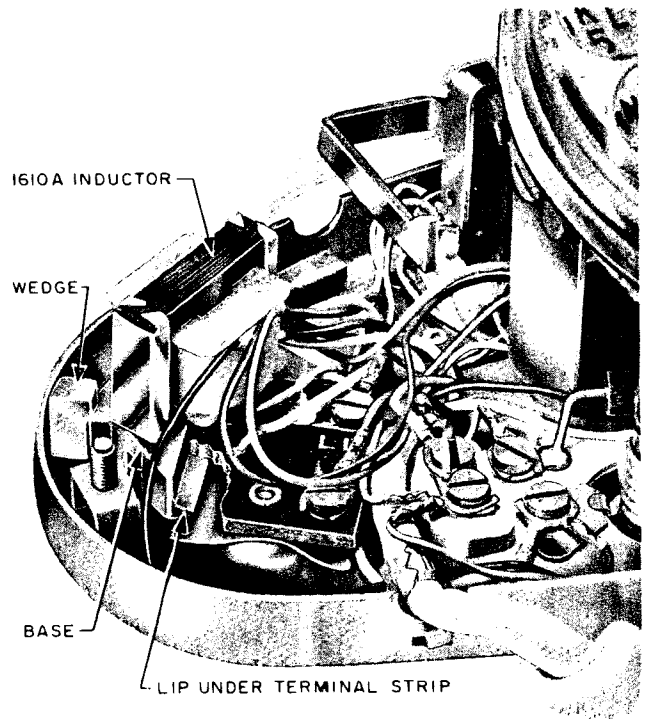


Fig. 6 — 1610A Inductor Installed in 701B Telephone Set

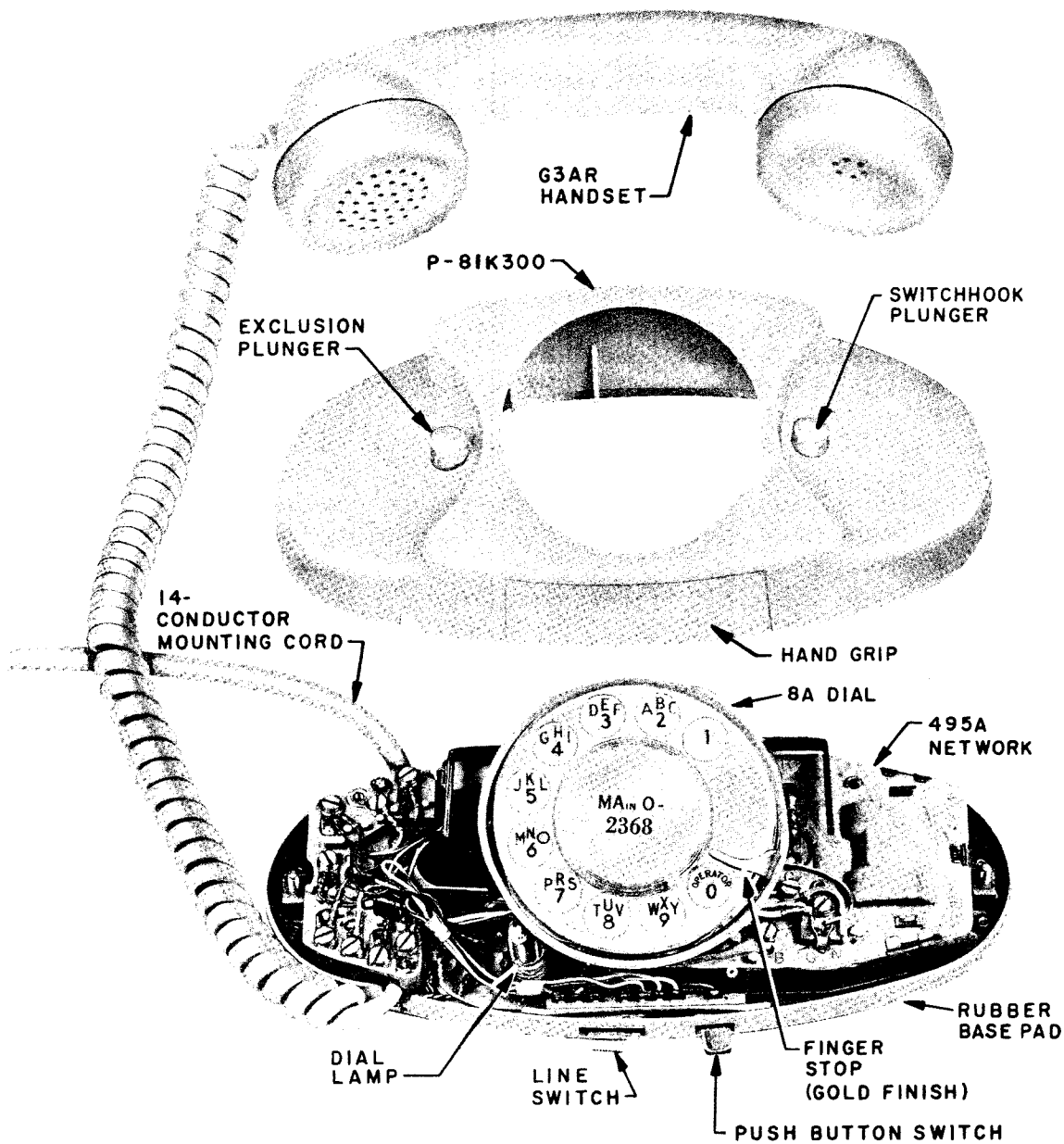


Fig. 7 – 711B Telephone Set with Housing Removed

3.06 The lamp socket assembly, with the lamp, is easily removed through the base of the set. It is not necessary to open the set for lamp replacement. (See Fig. 8 and 9.)

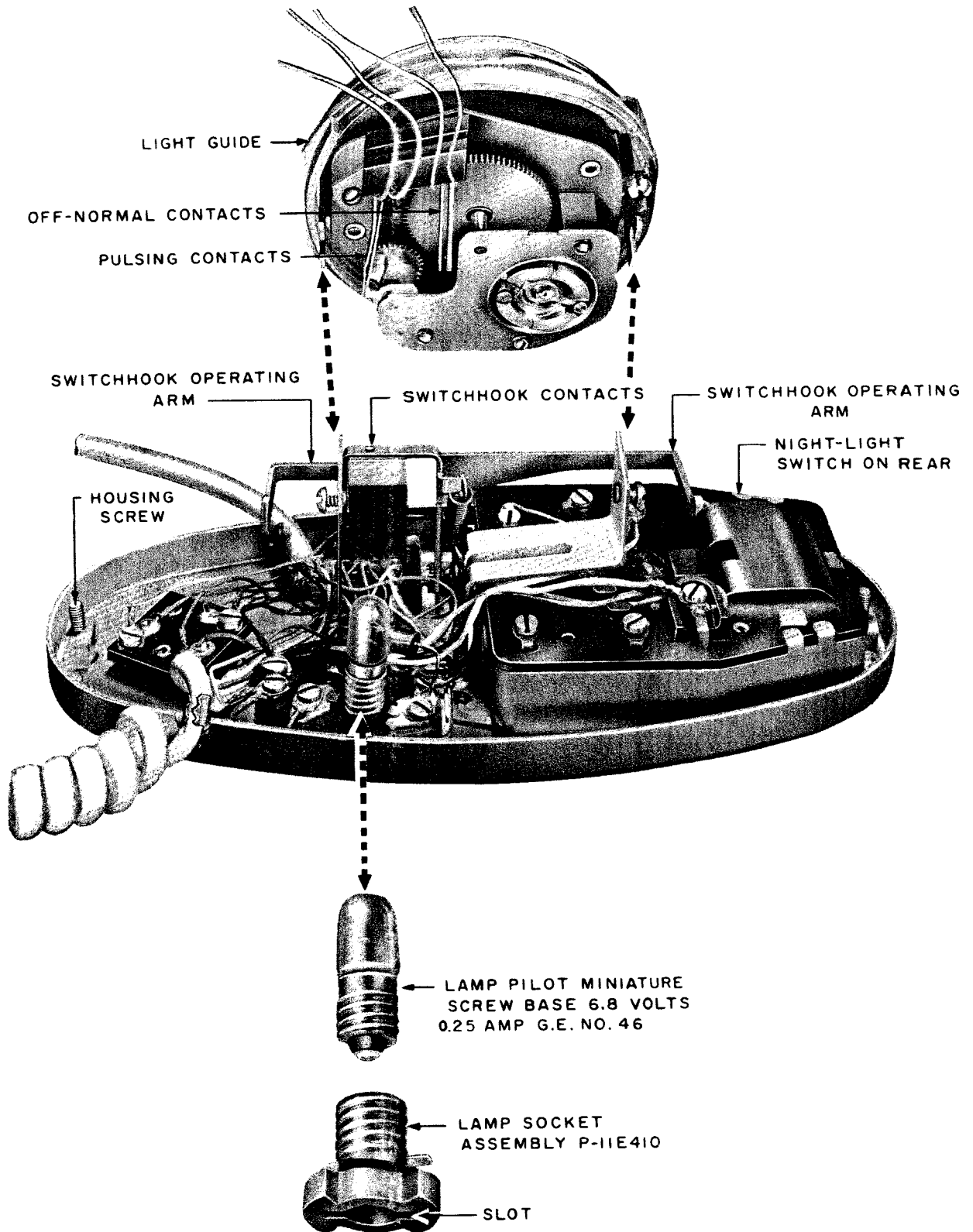


Fig. 8 — 701B Telephone Set with Dial and Lamp Socket Removed

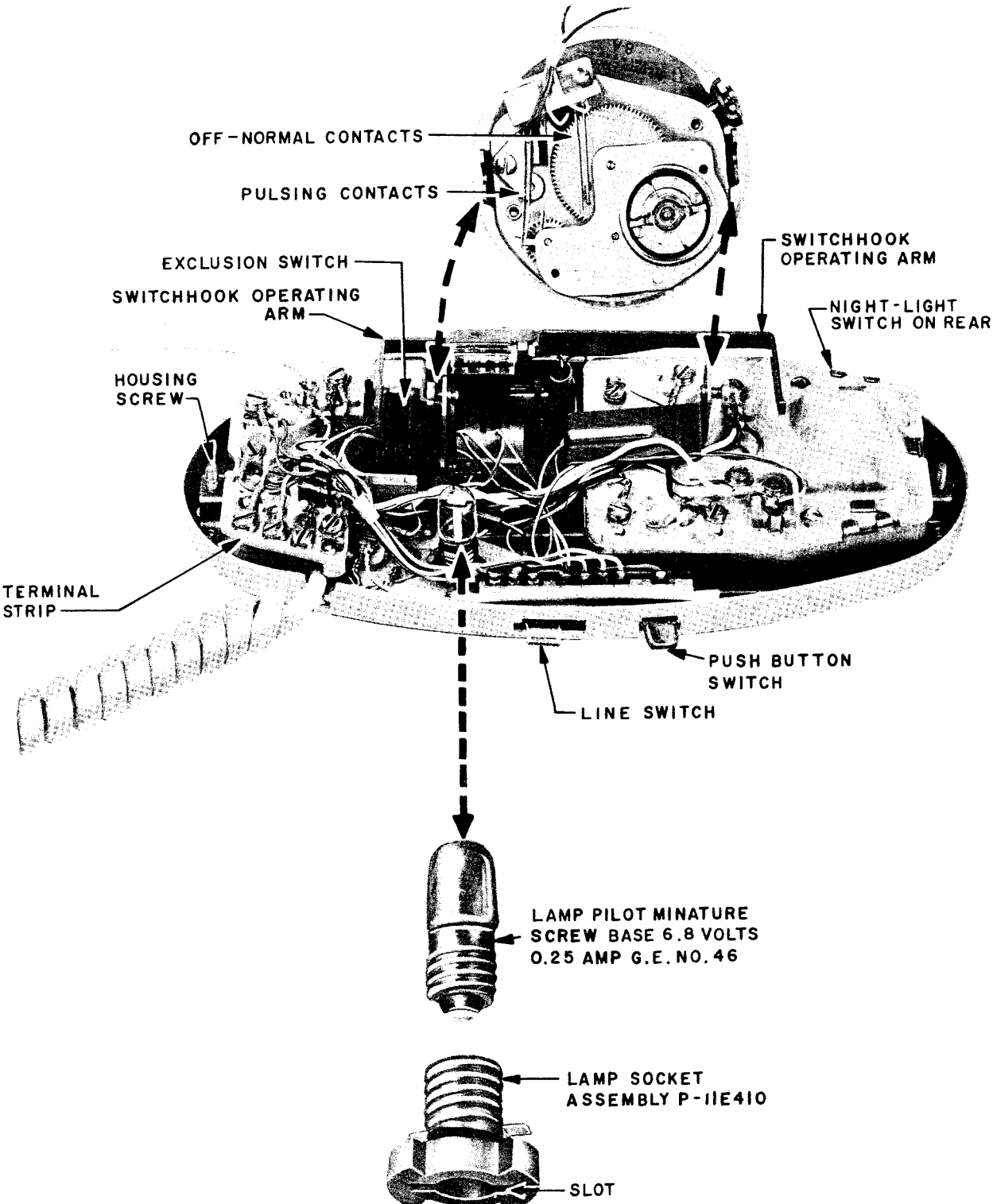


Fig. 9 - 711B Telephone Set with Dial and Socket Removed